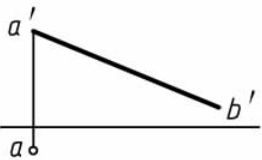
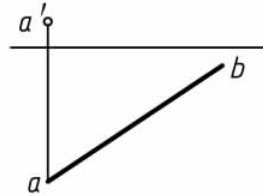
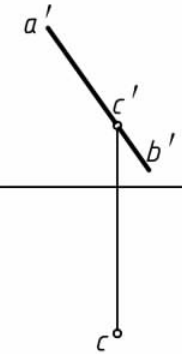
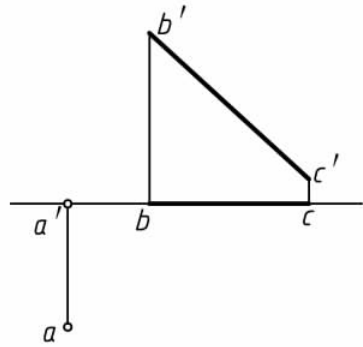
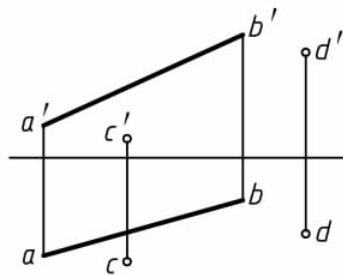
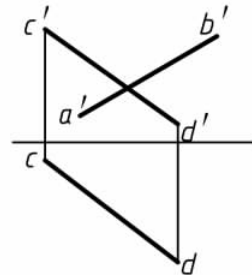
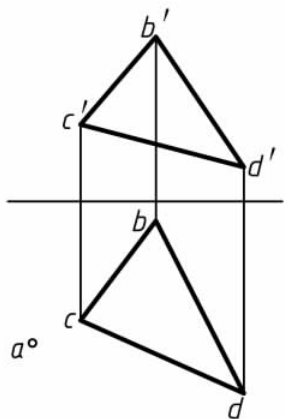


### 3 投影变换

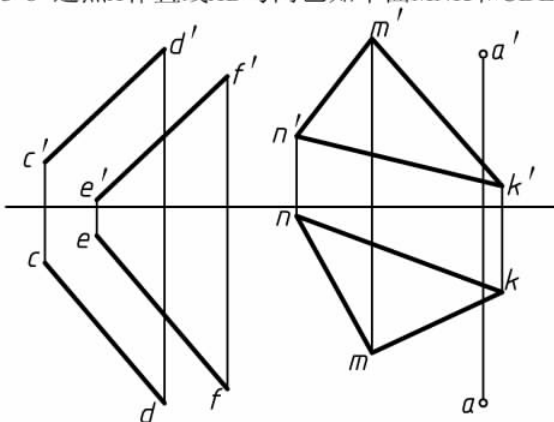
<p>3-1 已知直线<math>AB</math>的实长为30, 求作直线<math>AB</math>的水平投影。</p> 	<p>3-2 已知直线<math>AB</math>与<math>H</math>面的夹角为<math>30^\circ</math>, 求作直线<math>AB</math>的正面投影。</p> 	<p>3-3 已知直线<math>AB</math>与<math>V</math>面的夹角为<math>45^\circ</math>, 点<math>C</math>位于<math>AB</math>上, 求作<math>AB</math>的水平投影。</p> 					
<p>3-4 求点<math>A</math>到直线<math>BC</math>的距离。</p> 	<p>3-5 求位于直线<math>AB</math>且到<math>C</math>、<math>D</math>两点等距离的点<math>K</math>的投影。</p> 	<p>3-6 已知直线<math>AB</math>、<math>CD</math>垂直相交, 求作<math>AB</math>的水平投影。</p> 					
<p>班级</p>		<p>姓名</p>		<p>学号</p>		<p>审阅</p>	



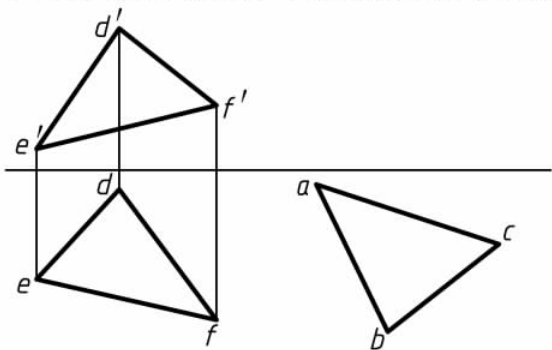
3-7 已知点A与 $\triangle BCD$ 相距10，求点A的正面投影。



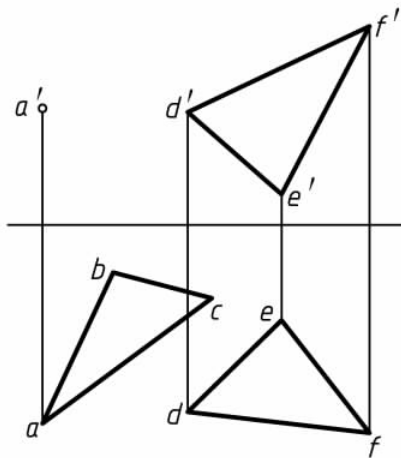
3-8 过点A作直线AB与两已知平面MNK和CDEF平行。



3-9 已知 $\triangle ABC$ 与 $\triangle DEF$ 平行且相距10，求 $\triangle ABC$ 的正面投影。



3-10 已知 $\triangle ABC$ 和 $\triangle DEF$ 相互垂直，补全 $\triangle ABC$ 的正面投影。



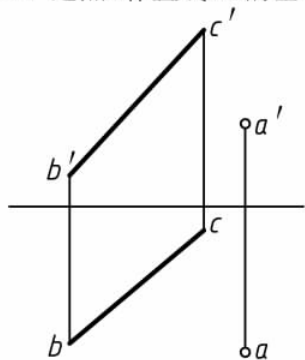
班级

姓名

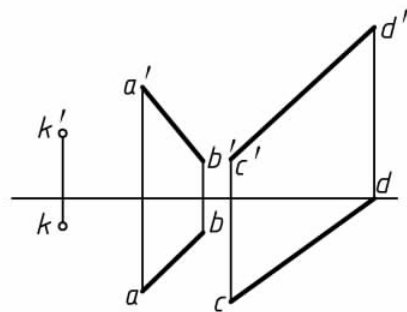
学号

审阅

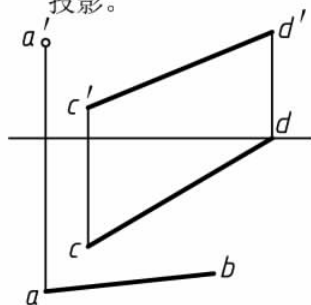
3-11 过点 $A$ 作直线 $BC$ 的垂线，并求点 $A$ 到直线 $BC$ 的距离。



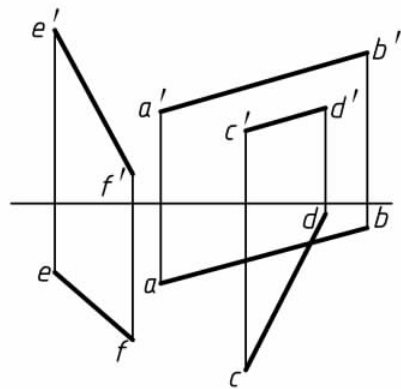
3-12 过点 $K$ 作直线与 $AB$ 、 $CD$ 相交。



3-13 已知两交叉直线 $AB$ 、 $CD$ 之间的最短距离为8，补全 $AB$ 的正面投影。



3-14 作直线 $MN$ 与直线 $AB$ 、 $CD$ 相交并与直线 $EF$ 平行。



班级

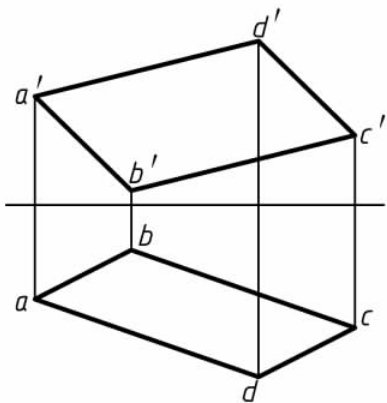
姓名

学号

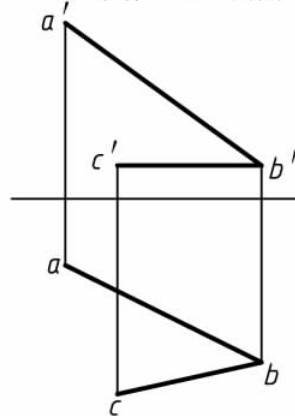
审阅



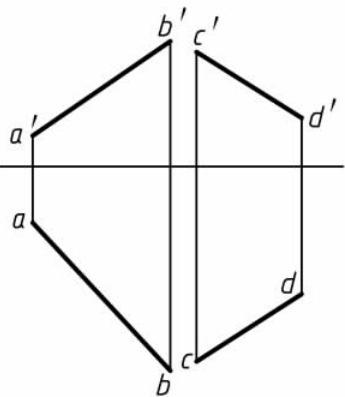
3-15 求平行四边形 $ABCD$ 的实形。



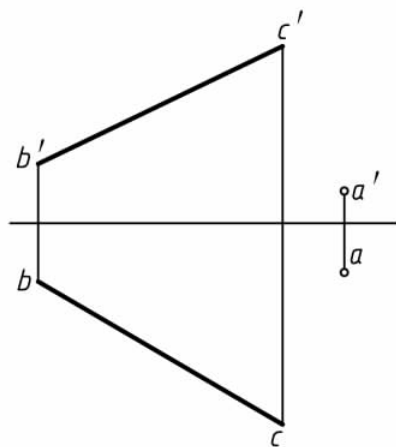
3-16 求作 $\angle ABC$ 的角平分线。



3-17 求两相交直线 $AB$ 、 $CD$ 之间夹角的实际大小。



3-18 过点 $A$ 作直线 $AD$ 与直线 $BC$ 相交于 $D$ ，并使 $\angle ADC=60^\circ$ 。



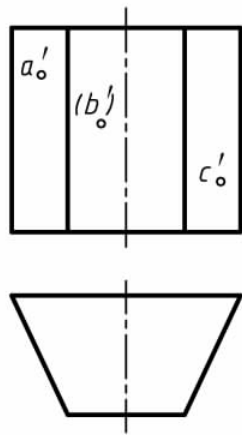
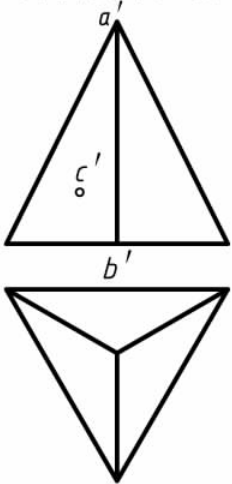
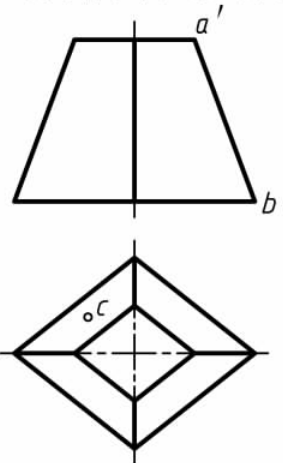
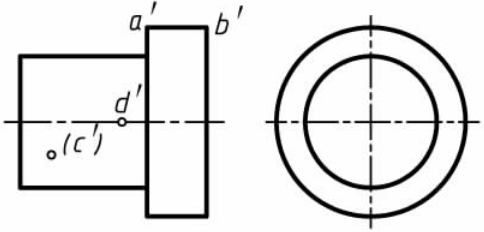
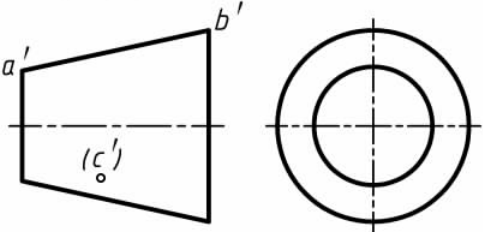
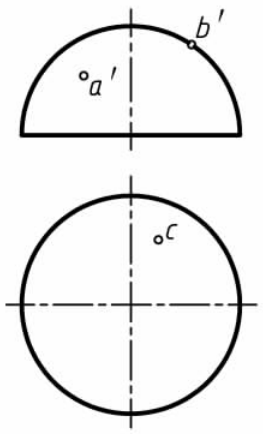
班级

姓名

学号

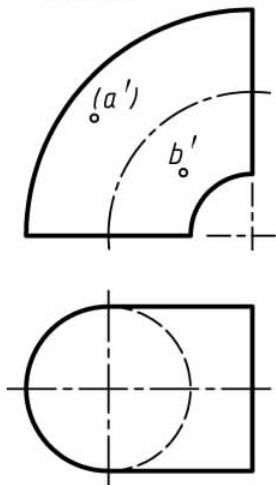
审阅

## 4 基本体的投影

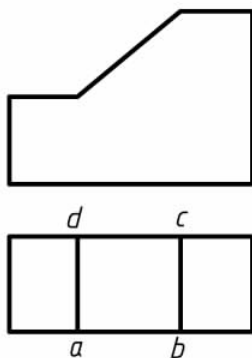
<p>4-1 求作体的第三视图并补全体表面上点的其余两投影。</p> 	<p>4-2 求作体的第三视图, 标出棱线<math>AB</math>的投影并求体表面上点<math>C</math>的未知投影。</p> 	<p>4-3 求作体的第三视图, 标出棱线<math>AB</math>的投影, 并求体表面上点<math>C</math>的未知投影。</p> 					
<p>4-4 求作体的第三视图, 标出轮廓线<math>AB</math>的投影, 并求体表面上点<math>C</math>、<math>D</math>的未知投影。</p> 	<p>4-5 求作体的第三视图, 标出轮廓线<math>AB</math>的投影, 并求体表面上点<math>C</math>的未知投影。</p> 	<p>4-6 求作体的第三视图并补全体表面上点<math>A</math>、<math>B</math>、<math>C</math>的其余两投影。</p> 					
<p>班级</p>		<p>姓名</p>		<p>学号</p>		<p>审阅</p>	



4-7 求作左视图并补全体表面上点A、B的其余投影。

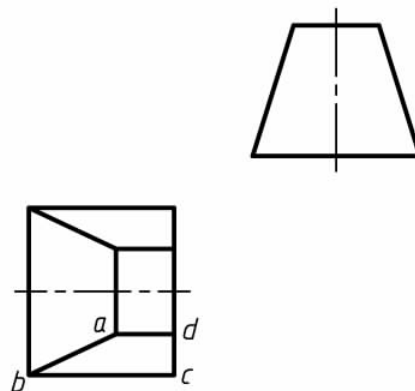


4-8 求作左视图，在主视图和左视图上标出平面ABCD的投影并回答问题。



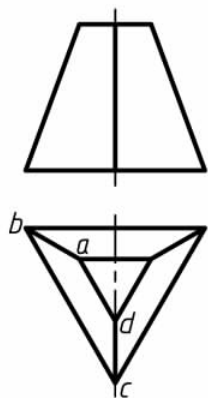
平面ABCD是什么位置的平面? \_\_\_\_\_

4-9 求作主视图，在主视图和左视图上标出平面ABCD的投影并回答问题。



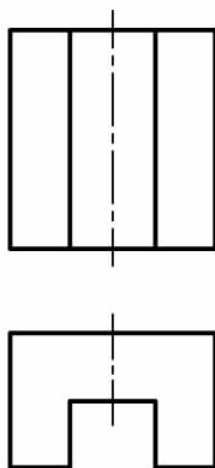
平面ABCD是什么位置的平面? \_\_\_\_\_

4-10 求作左视图，在主视图和左视图上标出平面ABCD的投影并回答问题。

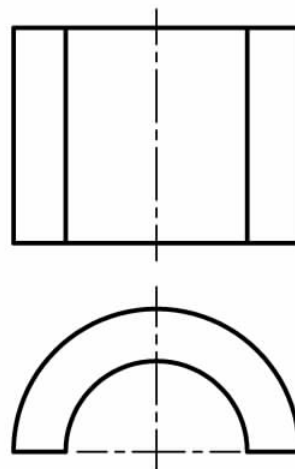


平面ABCD是什么位置的平面? \_\_\_\_\_

4-11 求作左视图。



4-12 求作左视图。



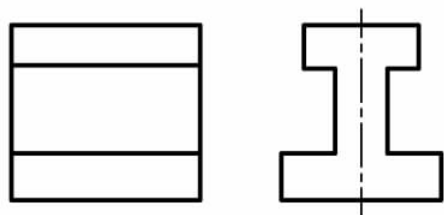
班级

姓名

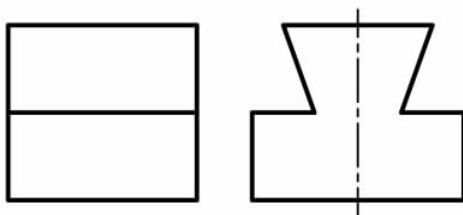
学号

审阅

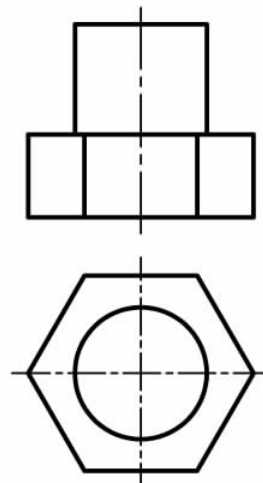
4-13 求作俯视图。



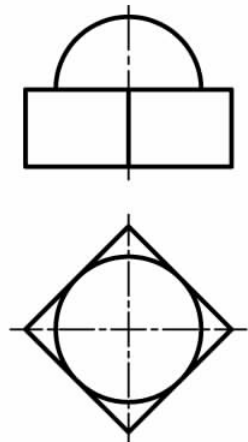
4-14 求作俯视图。



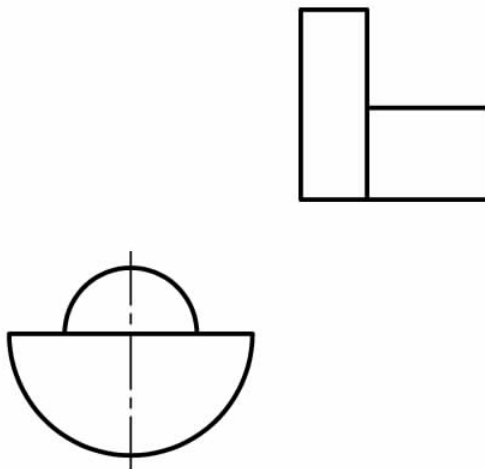
4-15 求作左视图。



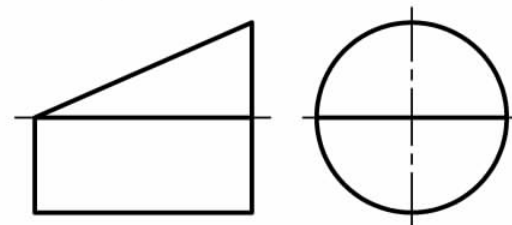
4-16 求作左视图。



4-17 求作主视图。



4-18 求作俯视图。



班级

姓名

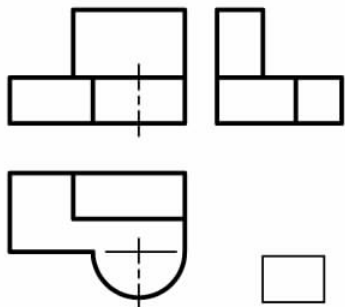
学号

审阅

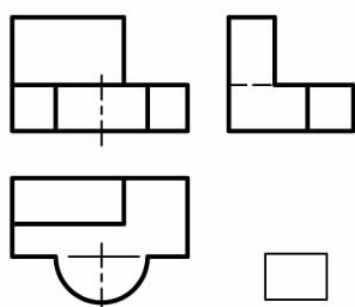


4-19 看懂所给视图，分别找出它们的立体图，将对应序号填写在方格内。

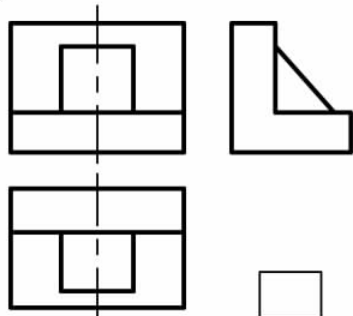
(1)



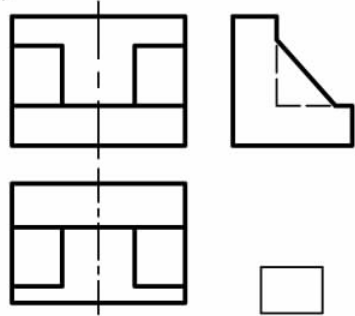
(2)



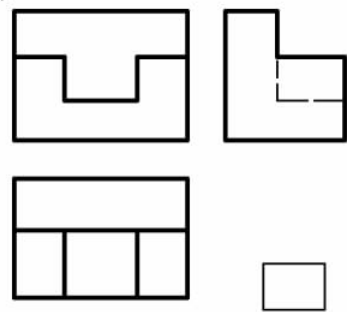
(3)



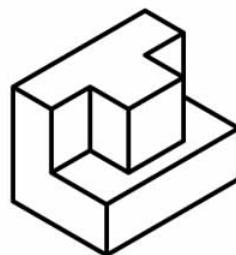
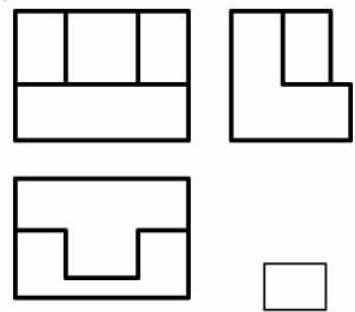
(4)



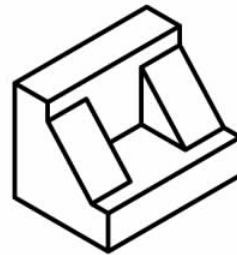
(5)



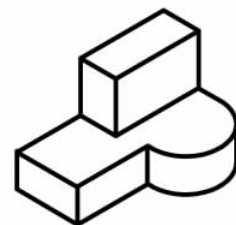
(6)



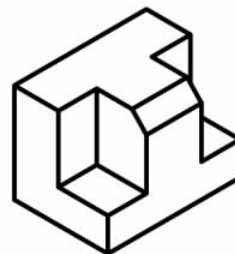
1



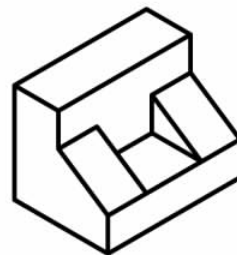
2



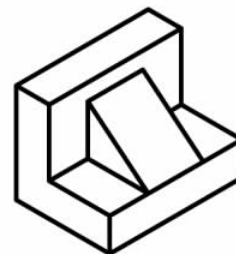
3



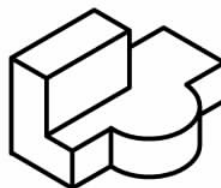
4



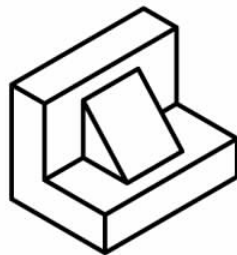
5



6



7



8



9

班级

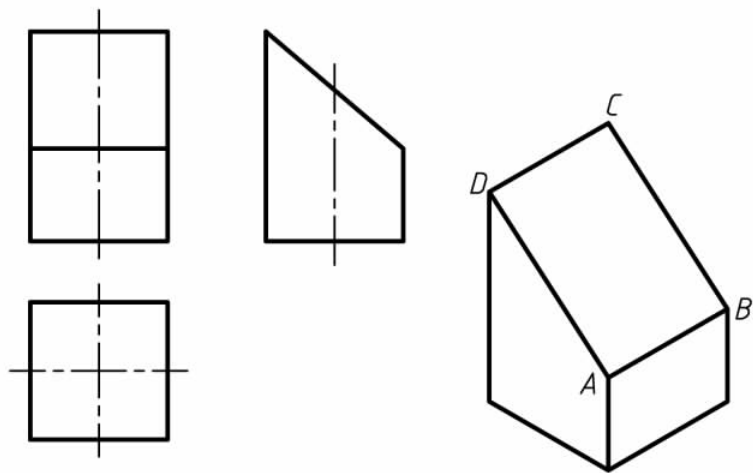
姓名

学号

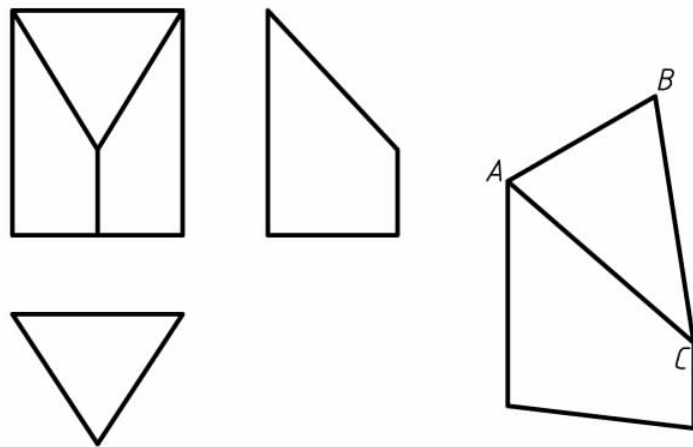
审阅



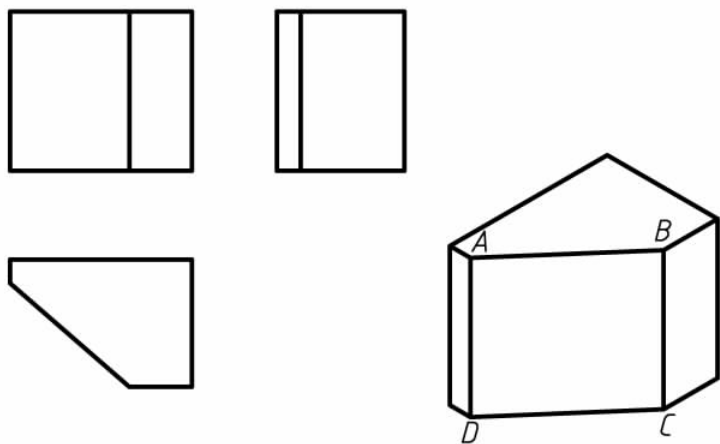
\*4-20 在三视图上标出平面 $ABCD$ 的投影。



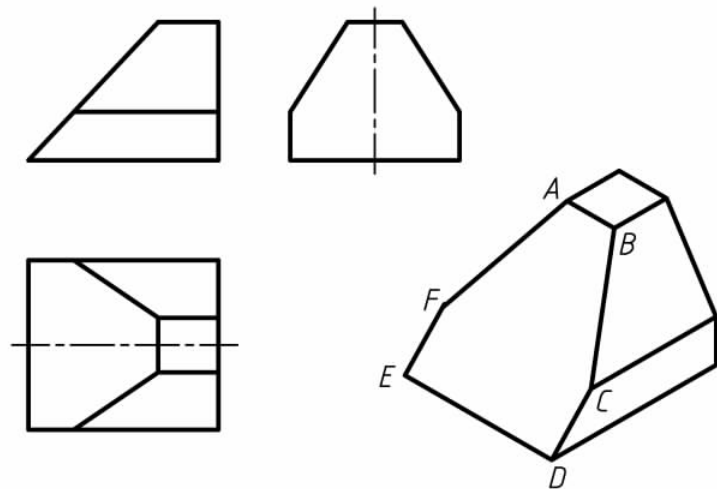
\*4-21 在三视图上标出平面 $ABC$ 的投影。



\*4-22 在三视图上标出平面 $ABCD$ 的投影。



\*4-23 在三视图上标出平面 $ABCDEF$ 的投影。



班级

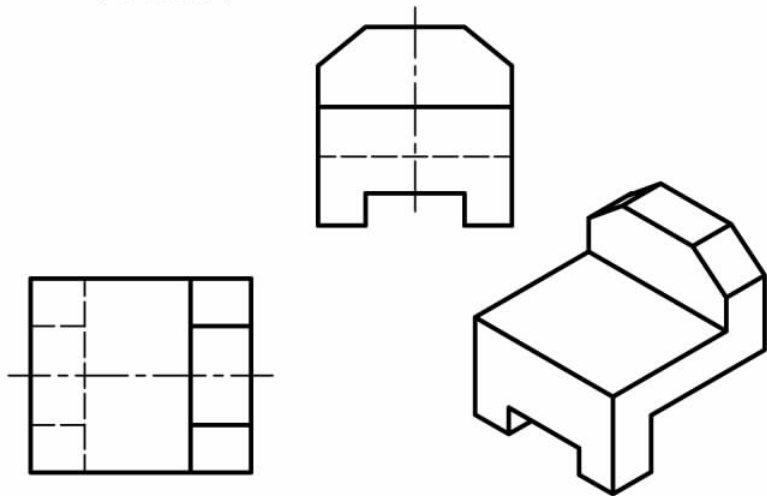
姓名

学号

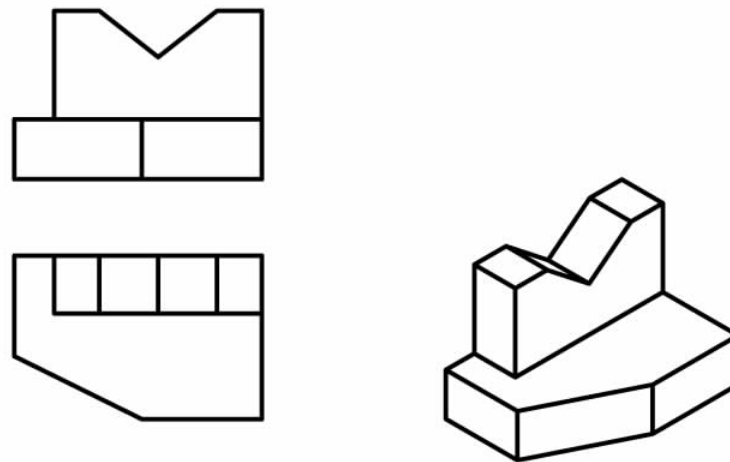
审阅




\*4-24 求作主视图。




\*4-25 求作左视图。



\*4-26 求作左视图。



\*4-27 求作左视图。



班级

姓名

学号

审阅